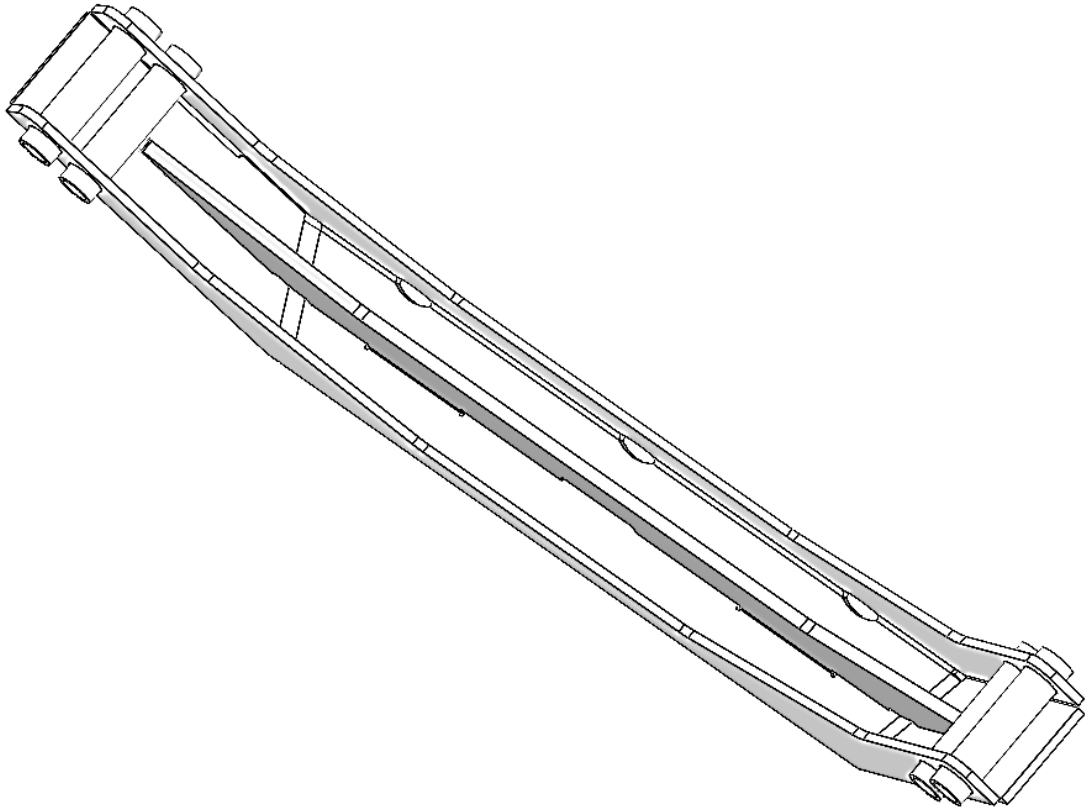




FITTING INSTRUCTIONS

Part number/description: FK122 CROSSMEMBER SUIT JIMNY GEN4



Kit contents:

PART NO.	DESCRIPTION	QTY
4655419	CROSSMEMBER SUIT JIMNY 18ON	1

ARB 4x4 ACCESSORIES

Corporate Head Office

42-44 Garden St
Kilsyth, Victoria
AUSTRALIA 3137


Tel: +61 (3) 9761 6622
Fax: +61 (3) 9761 6807

Australian enquiries
North & South American enquiries
Other international enquiries

sales@arb.com.au
sales@arbusa.com
exports@arb.com.au

www.arb.com.au

FITTING PROCEDURE



1. Remove 4x fasteners from crossmember. Remove crossmember from chassis, retain fasteners (LHS shown).




Warning: Safety glasses should be worn when working underneath a vehicle.



2. Fit ARB crossmember using original fasteners.



3. Torque fasteners to specification (LHS shown).

 M10 - 54 Nm.